



# Interchangeable Gearboxes




## BF Mini Cultivator

This lightweight cultivator is ideal for flower bed rejuvenation and mixing amendments into the soil.



## FCS Edger

This straight-shaft lawn edger attachment with an open guard design cleans up edges with more power.



## FH Power Scythe

This power scythe attachment has an adjustable 145° range for trimming grass in parking lots or close to buildings.



## HL 0° Hedge Trimmer

This efficient and agile hedge trimmer attachment makes it easier to access those hard-to-reach hedges.



## HL 145° Hedge Trimmer

This hedge trimmer attachment has an adjustable range of 145° with 13 locking positions. Cutter bar folds for transport and storage.




## HT Pole Pruner

This attachment makes quick work of pruning trees and shrubs and features a side-access chain tensioner for easy chain adjustments.



## KB Bristle Brush

This attachment makes quick work of big sweeping jobs with its durable nylon bristles and a wide sweeping surface. One pass covers an area up to 24" wide.



## KW PowerSweep™

This rubber-paddled broom attachment is great for construction clean-up, winter clean-up and street maintenance.

**Note:** Do not use on grass lawns.

## Handle and gearbox configurations by model

	FS 90, 91	FS 110, 111	FS 130, 131	FS 240, 250	HL 100 K (0°)	HT 100, HT 130	FC 95, 96	FC 110, 111	FS 90 R, 91 R	FS 110 R, 111 R	HL 100 (135°)	HL 100 K (135°)	FC 95, 96	FC 110, 111	FS 90 R, 91 R	FS 110 R, 111 R	FS 130 R, 131 R	FS 240 R, 250 R	HL 100	HL 100 (135°)	HL 100 K (135°)	
	Bike Handle				Handle Grip	Loop Handle	Loop Handle with Barrier Bar															
BF Mini Cultivator	●	●	●	●									●	●	●	●	●	●	●	●	●	●
FCS Edger							●	●	●	●	●			●	●	●	●	●	●	●	●	●
FH 145° Power Scythe	●	●	●											●	●	●	●	●	●	●	●	●
HT Pole Pruner						●								●	●	●	●	●	●	●	●	●
HL 0° Hedge Trimmer					●									●	●	●	●	●	●	●	●	●
HL 145° Hedge Trimmer														●	●	●	●	●	●	●	●	●
KB Bristle Brush							●	●	●	●	●			●	●	●	●	●	●	●	●	●
KW STIHL PowerSweep™							●	●	●	●	●			●	●	●	●	●	●	●	●	●

● Acceptable

\*Trimmers equipped with loop handles (R). For models which are/were available with optional handles, "R" denotes loop handle version.

**Note:** Specifications are as of October 1, 2016. For most recent updates, visit [STIHLusa.com](http://STIHLusa.com).

### IMPORTANT INFORMATION

**WARNING:** When using HL or FS attachments on the FS 85, FS 90 R, FS 91 R, FS 110, FS 111 R, FS 130 and FS 131 R with loop handle (R), a barrier bar (#4130-791-4400) must be attached. These attachments should NOT be used on the FS 85 RX, FS 100 RX or FS 111 RX.